

TO: The Chairperson and Members of the  
Facility Standing Committee

FROM: Associate Director, Superintendent of Facility Services

SUBJECT: **ACCOMMODATION REVIEW COMMITTEE C -  
ANDREW HUNTER ELEMENTARY SCHOOL, HILLCREST (BARRIE) PUBLIC  
SCHOOL, PORTAGE VIEW PUBLIC SCHOOL, PRINCE OF WALES PUBLIC  
SCHOOL AND WARNICA PUBLIC SCHOOL**

1. **Background**

The Ministry of Education released Good Places to Learn: Renewing Ontario's Schools in February 2005. This document initiated numerous endeavors such as Primary Class Reduction, Early Learning initiatives, funding for growth schools, replacement schools and major repairs, which have impacted both program and facility planning. It states "a school's condition reflects the state of commitment of one generation to the advancement of the next," and further indicates that "new guidelines for school closing procedures by boards" would be issued. These guidelines were to include "school valuations", directly related to the school, community, school system, and local economy to be developed as a tool by each board.

Pupil Accommodation Review Guidelines were issued by the Ministry of Education in October 2006. The guidelines enabled Boards to engage in constructive dialogue within communities with grass root recommendations. The guidelines first required Boards to approve new pupil accommodation review policies, and secondly approve a student valuation template. School valuation required boards to consider the value of the school(s) under review to students, community, school board and the local economy. Boards were required to approve new policies to reflect the new guidelines prior to initiating any further accommodation studies.

The Board approved Pupil Accommodation Review Policy 2313 in June 2007 which recognized changing demographic patterns, enrolment fluctuations, facility conditions and environmental restrictions, and the Ministry funding model which affects the Board's ability to use its resources efficiently and cost-effectively. The policy provides for an extensive process for communities to develop alternative solutions to student accommodation within a planning area or adjacent planning area. The Board and community will centre on decision making about student accommodation through an Accommodation Review Committee (ARC) with the assistance of a generic School Valuation Framework (SVF). The policy sets out parameters regarding membership, holding a minimum of four public meetings, preparation of an Accommodation Review Report, providing final recommendations to the Board, timelines, and Ministry of Education Administrative Review. The framework will assess the value of each school in the ARC regarding its value to the student, community, Board and local economy.

The SVF was approved by the Board March 20, 2008. Two sub-committees, one for each panel prepared the school valuation framework. Each framework identified values and criteria indicators that related to the assessment of a school's value to students, the community, the Board and the local economy.

The Board received a report in September 2007 that outlined a process for public meetings to consult with the public regarding student accommodation. Staff provided six information meetings in October and November 2007 regarding pressure points and factors related to planning, facilities, and finance as part of the Capital Planning Process, which included a variety of methods to consider and implement changes to student accommodation. It also provided examples of previous reviews and methods undertaken by the Board to address short and long term requirements.

In December 2007 the Board approved a Capital Planning Process that recommended two secondary ARCs, two elementary ARCs and two school attendance area reviews.

The Capital Plan has study areas based upon three distinct criteria: condition of school facilities, program delivery, and accommodation issues. These criteria must be recognized for the delivery of quality learning environments to the current and future students of Simcoe County.

This report relates to ARC C, which includes Andrew Hunter Elementary School, Hillcrest (Barrie) Public School, Portage View Public School, Prince of Wales Public School and Warnica Public School.

## **2. Process**

Membership for the ARC was approved by the Board in March 2008. The ARC held its first working meeting on April 23, 2008 and had a total 18 working meetings. Membership represented all schools and holding areas including principals, teachers, parents/guardians, municipal and community representation. Four public meetings were held for feedback regarding the purpose of the ARC, results of the Student Valuation Framework, accommodation options, and a recommended accommodation option. Meetings were advertised through local media, website postings and provided to all students attending the schools in the review area.

The ARC received an extensive source of information and material related to each school for its reference in the process. Presentations were received from the Property and Planning, Design, Construction and Maintenance, Finance and Instructional Services departments of the Board. The ARC members determined that the goal of their final recommendation was to “have the best accommodation for all students/staff in a fiscally responsible way.”

The valuation framework to the student, Board, community and local economy was completed thoroughly and used when considering eight main points to determine 20 options. Grade spectrum, closure, consolidation, annexation, new school construction, attendance area changes, disposition and a variety of ways to maintain all schools were options included for consideration of the ARC. Status Quo was not considered as an option. Major considerations to evaluate options were programming, facility and financial considerations. Consideration of these initial options of the ARC embraced the spirit and intent of the policy and shows that they recognized many different means of addressing the student accommodation in the area.

Staff is confident that the ARC followed the Board Policy and Procedures.

Staff thank the members of the ARC for their valuable time and contribution to the process.

**3. ARC Options**

The ARC directed staff to provide specific information to options that the group wished to further explore. The ARC considered the initial options and decided that four should be presented to the public meetings for feedback. Each school in each of the four options underwent an assessment against eight factors that included sustainable enrolment, programming, transportation, accessibility, learning environment, facilities/grounds, attendance boundaries, limitation of option and financial. Options presented included:

(a) Option A

Andrew Hunter Elementary School: Increase enrolment by adding the entire student population located within the Edgehill community;

Hillcrest (Barrie) Public School: Increase enrolment by adding the walking population of Prince of Wales Public School;

Portage View Public School: Increase enrolment by adding the student population located east of Leacock Drive, the Sunnidale community and the Extended French Second Language (EFSL) program at Prince of Wales Public School;

Prince of Wales Public School: Close the school and distribute the core walking population to Hillcrest and the EFSL program to Portage View Public School;

Warnica Public School: Status Quo;

Renovate and construct appropriate additions to Andrew Hunter Elementary School, Hillcrest (Barrie) Public School and Portage View Public School.

(b) Option B

Andrew Hunter Elementary School: Increase enrolment by adding the entire student population located within the Edgehill community;

Hillcrest (Barrie) Public School: Increase enrolment by adding the Prince of Wales Public School students, the EFSL program, and the rural Township of Springwater community;

Portage View Public School: Increase enrolment by adding the student population located east of Leacock Drive, the Fox Run community and Sunnidale community;

Prince of Wales Public School: Close the school and distribute the core walking population and the EFSL program to Hillcrest (Barrie) Public School;

Warnica Public School: Status Quo;

Renovate and construct appropriate additions to Andrew Hunter Elementary School, Hillcrest (Barrie) Public School and Portage View Public School.

(c) Option C

New Edgehill Public school: Create enrolment by including the southern portion of the Andrew Hunter Elementary School community, the entire Edgehill community, and the rural Springwater community;

Andrew Hunter Elementary School: Close the school and distribute the students to the new Edgehill Public school and Portage View Public School;

Hillcrest (Barrie) Public School: Increase enrolment by adding the Prince of Wales Public School students and the EFSL program;

Portage View Public School: Increase enrolment by adding the northern portion of the Andrew Hunter Elementary School community and a portion of the Fox Run community;

Prince of Wales Public School: Close the school and distribute the core population and the EFSL program to Hillcrest (Barrie) Public School;

Warnica Public School: Status Quo;

Construct a 450 pupil place school on the new Edgehill site.

(d) Option D

Andrew Hunter Elementary School: Increase enrolment by adding the entire student population located within the Edgehill community;

Hillcrest (Barrie) Public School: Reduce enrolment by relocating the student population within the Edgehill community, the Sunnidale community and a portion of the Wellington Street community;

Portage View Public School: Increase enrolment by adding the student population located east of Leacock Drive and the Sunnidale community;

Prince of Wales Public School: Extend Prince of Wales Public School boundary northwest of existing Prince of Wales Public School;

Warnica Public School: Status Quo;

Renovate and construct an appropriate addition to Prince of Wales Public School, and review the ability to utilize the *Primary Class Size funding*.

After considering public feedback, the ARC created a hybrid of two of the options which it believed addressed the public meeting comments. This option was presented at the fourth and final public meeting.

(e) Option AB

Andrew Hunter Elementary School: Increase enrolment by adding the student population located within the Fox Run Community;

Hillcrest (Barrie) Public School: Increase enrolment by adding the Prince of Wales Public School students, and the EFSL program;

Portage View Public School: Increase the enrolment by adding the student population located east of Leacock Drive, the Sunnidale community, and the Leacock Drive north of Highway 400. The rural Springwater community will remain at Portage View Public School;

Prince of Wales Public School: Close the school and distribute the core population and the EFSL program to Hillcrest (Barrie) Public School;

Warnica Public School: Status Quo.

Renovate and construct appropriate additions to Andrew Hunter Elementary School, Hillcrest (Barrie) Public School and Portage View Public School.

**4. Preferred Option**

Five options were considered as recommendations by the ARC. The majority of the membership supported "Option AB" by voting. Attached as APPENDIX 1, is the final report, submitted by ARC C, which includes the full recommendations of the Committee.

The final ARC recommendations were presented to Administrative Council on February 18, 2009 for its consideration on March 4<sup>th</sup> 2009.

The preferred option reflected the ARC's strong desire to upgrade facilities to meet current curriculum and program standards, and to address the accommodation needs of all students in the central Barrie area. The ARC undertook its task with the long-term needs of the whole community in mind.

**5. Staff Recommended Option**

Upon consideration and review of the Accommodation Report submitted by ACR C, staff support the overall intent of Option AB. Option AB closely aligns with the main principals behind the Capital Plan, ensuring that programming, facility conditions, accommodation of all students and learning environments have all been considered in the final recommendation. The following are the reasons staff supports Option AB.

**6. Capital Plan**

The approved Capital Plan, dated December 19, 2007 and December 10, 2008, as posted on the Simcoe County District School Board website, established criteria for the creation of ARCs. Study areas are established based on those set out in the Education Development Charge Background Study. Three distinct criteria are the basis of the Capital Plan: condition of school facilities, accommodation issues and program delivery.

These criteria must be recognized for the delivery of quality learning environments to the current and future students of Simcoe County. The following factors highlight each of the criteria within the Capital Plan, specifically pertaining to the schools involved within the ARC C review.

(a) Condition of School Facilities:

Andrew Hunter Public School was constructed in 1980 with additions in 1984, 1995, and in 2002. In 2006 and 2007 the school received significant upgrades. The Facility Condition Index (FCI) is currently at 9 percent, and will remain below 26 percent by year 2018. The school is accessible. Overall the building is in good condition. Given the general layout of the school, differentiated painting by grade division, may help with the cosmetic appeal of the school. Andrew Hunter Elementary School is situated on a 3.3 acre site, which is leased from the City of Barrie. There is no room for further expansion to this school. The school is attached to Lampman Lane, a community centre owned and operated by the City of Barrie. A Joint Use Agreement between the Board and the City provide for flexible use of recreational facilities and playing fields.

Hillcrest (Barrie) Public School was constructed in 1951 and received additions in 1953, 1994 and 2000. The FCI is currently at 25 percent and will remain below 44 percent by 2018. The school is not accessible. Overall the building is in good condition. The electrical systems will require future upgrades. The interior portion of the school is primarily constructed of plaster finish, and needs some renewal in order to cosmetically upgrade the school. Hillcrest (Barrie) Public School is situated on an 11 acre site. There is an easement in favour of an environmental group to utilize the environmental portion of the property.

Portage View Public School was constructed in 1973 and has had no additions. The FCI is currently at 14 percent and will remain below 47 percent by 2018. The school is accessible. Overall the building is in good condition. The electrical system will require future upgrades. The school was constructed with an open pod layout, these pods have now been converted to regular classrooms and some improvements are still required to the common spaces. Portage View Public School is situated on an eight acre site. There is a historical verbal arrangement from the Board to the rural residents of the Township of Springwater (formerly the Township of Vespra), that Portage View Public School remain the home school for these students.

Prince of Wales Public School was constructed in 1876 and received additions in 1921 and 1960. The FCI is currently at 67.3 percent and has been deemed Prohibitive to Repair by the Ministry of Education, and will rise to 146 percent by 2018. The school is not accessible. Mechanical, electrical, and structural systems are failing. The first and second floors cosmetically are in good condition. Significant improvement to the basement is required. All student washrooms are located in the basement. Prince of Wales Public School is situated on a 1.6 acre site.

Warnica Public School was constructed in 1964 and received additions in 1967, 1969, and 1995. The FCI is currently at 19 percent and will remain below 43 percent by 2018. The school is not accessible. Overall the building is in good condition. The electrical system will require future upgrades. Warnica Public School is situated on an 8.3 acre site.

Staff support maintaining and upgrading Andrew Hunter Elementary School, Hillcrest (Barrie) Public School and Portage View Public School as recommended in Option AB, and is supported within the Ministry of Education's funding allocation.

(b) Accommodation Issues

ARC C is comprised of five schools. Four schools; Andrew Hunter Elementary School, Hillcrest (Barrie) Public School, Portage View Public School and Prince of Wales Public School are geographically located in proximity to each other. The fifth school, Warnica Public School was included in the ARC as the EFSL program is offered at both Warnica Public School and Prince of Wales Public School. To ensure that all programming issues could be addressed, Warnica Public School was included in the ARC. The factors related to Warnica Public School were addressed during the ARC process and it was concluded by the ARC to have it separated from the four schools in formulating the solutions, staff support this recommendation.

(c) Projections

The 2010 enrolment projections and capacity rates are shown in APPENDIX 2. Enrolment and historical retention rates depict the declining pupil yields in the ARC C area. Enrolment in these schools was 1918 in 2003 and has further declined by an additional 380 students to a current enrolment of 1538. All four schools have experienced this decline.

Andrew Hunter Elementary School has experienced a significant decline in enrolment over the past five years. Projections further expect the enrolment to continue to decline, and stabilizing at a population of 320 pupils. The Ministry of Education's calculation of On The Ground capacity (OTG) of the school is 461. The long term projection indicates Andrew Hunter Elementary School having six empty classrooms. In order to reduce the excess pupil places in the school, and help stabilize the student population, County class programs were introduced many years ago. The location of these programs still meet the needs of the students of Barrie, no change in program location is required.

Hillcrest (Barrie) Public School is the designated holding school, accommodating students from the Edgehill community. In 2002, approximately 30 elementary students resided in this holding area, today; there are approximately 270 elementary students. It is anticipated that there will be no further student growth. Projections indicate that the school will have a long term stable population of 650 pupils. The OTG of the school is 368; requiring 12 portables.

Portage View Public School has a core walking population of approximately 184 pupils, as well as a bused community from the rural portion of the Township of Springwater, approximately 224 pupils. Projections indicate that the school will have a long term stable population of 375 pupils. The OTG of the school is 320; and as such, 2 portables are required. In addition, the school houses two County classes. The location of these programs still meet the needs of the students of Barrie, no change in program location is required.

Prince of Wales Public School has two populations, one representing the core english walking population of students, the second representing the ESFL student population. Figure one illustrates the distribution of the student population.

**Figure 1**

<b>Total Prince of Wales Population</b>	<b>205</b>
EFSL program outside of PofW area	-92
Students participating in EFSL within PofW area	-10
Out of area students attending PofW	-11
In area students that have left PofW	-6
Total English Core Population in PofW	86
Total English Core FTE Population in PofW	80

\*Based upon Jan 2008 esis geocoded students

Projections indicate that the school remains at a stable population of 200 pupils due to the presence of the EFSL program at that location. The OTG of the school is 236 (it became zero when deemed PTR), however, since the EFSL program occupies four classrooms, the english section of this school is not currently staffed to Ministry class size ratios resulting in extra classrooms being required.

The ARC schools (Andrew Hunter Elementary School, Hillcrest (Barrie) Public School, Portage View Public School and Prince of Wales Public School) have a total OTG capacity of 1385 pupil places.

Ten-year projections indicate enrolment in this area will remain stable. The City of Barrie's intensification initiatives will help stabilize this student population.

Reducing the current four schools to three school results in a more even distribution of students. The boundaries proposed will provide a balanced distribution of student population providing more equitable program opportunities for all students. Each of the three schools will be sustainable within this scenario. Revised projections are set out in APPENDIX 3.

## **7. Demographics**

Updated enrolments for ARC C's area indicate that enrolment will now remain stable at approximately 1550 pupils in the four schools. There are 183 Grade 8 students who will move into the secondary system in 2009, and these will be replaced by approximately 128 junior kindergarten students, resulting in a potential decline of 55 elementary students in that year within the four schools. The attendance areas of the ARC elementary schools consist of predominantly mature single family residential neighbourhoods, with condominium and high rise apartment units in the City's downtown, along the lakeshore.

As per the Board's Education Development Charge Background Study, pupil yields are declining county-wide. The Board yield county-wide has dropped from 0.3496 to 0.1533 elementary students per unit. The Board blended yield for Barrie is 0.0994 (10 students for every 100 units constructed). Also, higher density units such as condominium/apartment high rise units, the city will meet mandated Provincial initiatives

to infill and intensify residential development; however, these units yield minimal numbers of students due to their tenure. High density residential units are occupied by a high proportion of singles, middle-aged persons and retirees who do not have young children. Younger persons also then move into single family units to start and raise families.

## **8. Development**

The review area is diverse and consists of a variety of land use types and residential neighbourhoods that are distinct by age, unit type and tenure. Downtown neighbourhoods have matured and are varied in land use type, resulting in lower numbers of students. Neighbourhoods to the west in the Edgehill Secondary Plan area are homogeneous residential developments with young families and a greater number of students. High density condominium/apartment developments adjacent to the lakeshore have very few students. The Letitia Heights area is maturing and student enrolment is declining. The rural areas in the Township of Springwater are generally sustaining students.

The area is restricted since development has built out to its boundaries, leaving few areas for future greenfield development. The only means of future large scale development is through intensification and redevelopment of brownfields, as mandated by Provincial Policy as a designated Urban Growth Centre. Most of this type of development will occur in the form of high rise towers and walkup apartments. The City is undertaking an Intensification Study to be implemented through its Official Plan. The study identifies that the City's downtown core and intensification nodes are deemed for 60 percent medium/high density residential and 40 percent commercial development, having a density of 1.72 persons per residential unit.

The City recognizes in the study that tenure and unit type have an overall impact and states that such intensification does not generate sufficient shares of student populations for schools. Also, reference is made to census statistics that verify the overall median age within the City is increasing, changing into a greater demand for retirement style housing. The intended focus is to provide housing for singles, young childless couples, elderly and empty nesters, which lends itself to intensification, development going upwards, as opposed to outwards.

There are five intensification nodes identified in the study, two of which are located in the ARC's review area. One of the locations is at the corner of Dunlop Street and Anne Street and the other at the corner of Grove Street and Bayfield Street, and would result in approximately 750 medium/high density units. Application of the 0.05 pupils per unit would yield 35 students. The 0.05 pupil per unit yield is also supported by the Board's Education Background Study for high residential densities.

There are currently an additional 1080 residential condominium units being reviewed, and a 43 unit apartment building, all located within Hillcrest Public School and Prince of Wales attendance area. *It is anticipated that the maximum number of pupils generated by these developments will yield between 25 to 45 pupils, over at least a ten year period of time.*

The Board accommodates two elementary and one secondary student from approximately 1000 existing high density units on the lakeshore, similar to development proposed in the study. The study also promotes the transition and redevelopment of older low density residence stock into medium/high density units and commercial enterprises. The Board will not receive large student enrolment from the downtown core intensification and redevelopment in either panel. The declining enrolment trend will continue as downtown single family residential units are redeveloped into medium density residential units and commercial enterprises yielding few students.

Staff supports the City of Barrie's intensification initiatives, as the long term sustainable solution for this area.

9. **Program Delivery**

School organization impacts on student achievement. The principals of the ARC, with input from Instructional Services, provided the ARC with a valuable discussion on program delivery from a student population foundation. Factors that they discussed were class sizes, extra-curricular activities, sharing of teacher resources, supervision, vice-principal support, secretarial staff, distributed leadership of teachers, special program delivery, and County classes.

The Simcoe County District School Board has historically allocated teachers by minimizing grade splits. However, due to the declining enrolment; the Board will be required to evaluate program delivery where enrolment and/or cohorts are minimal, resulting in the need to allocate teachers based upon multi age groupings.

- (a) EFSL: Two schools within the ARC review area accommodate the EFSL program, Prince of Wales Public School and Warnica Public School. The EFSL program is an option for students who are academically capable of learning in two languages. Students are not bused to this program and rely on other means of transportation. Typically the program receives a higher proportion of students within the catchment area of the school offering the program. Geographically there is one program offered in the south end of Barrie, and one located centrally. Due to the locations of the program, the distribution of students attending this program is almost evenly split, with the divide being Tiffin Street. Approximately 220 pupils attend the EFSL program at Prince of Wales Public School and Warnica Public School. Given the distribution of pupils it is clear that collapsing the program into one school, may have an implication to the numbers of students able to participate in the program.

It is therefore staff's recommendation to maintain two EFSL programs within the City of Barrie. Warnica Public School is the right location (south Barrie) for the program, as the core population of the area is declining, but still will maintain a robust core english population, the school is in good condition, and the location of the school allows for easy drop off and pick up of students attending the EFSL program. *With respect to location of the EFSL program within the central portion of Barrie, it is important to maintain the program in a location that has an easy access to parents dropping off, on the City's transportation route, and has a robust core english population.* The two schools that could best address these factors are Hillcrest (Barrie) Public School and Portage View Public School.

Staff support the ARC recommendation that the EFSL program be relocated to Hillcrest (Barrie) Public School. Firstly, the students currently enrolled in the program will remain with their Prince of Wales Public School peers. Secondly, there are over 100 pupils currently enrolled in the program who would be transferred to Hillcrest (Barrie) Public School, having minimal disruption of other pupils within the ARC area.

Staff support the recommendation of the ARC to investigate the creation of a pilot program in partnership with the YMCA. Students enrolled in the EFSL program must arrange their own transportation to and from the school in the event they live outside of the school's boundaries. As many parents are unable to arrange for suitable transportation due to work commitments, the YMCA partnership would provide an age appropriate before and after school program to students registered in the EFSL program. This project would provide parents with more flexibility, and therefore allow further enrolment into the EFSL program.

The relocation of the EFSL program to Hillcrest (Barrie) Public School will continue to support the delivery of the EFSL program at Barrie Central Collegiate Institute.

- (b) Program Opportunities: Organizing the students within the ARC boundaries into three schools would result in school populations between 450 to 550 pupils. The revised school boundaries would see the approximate school populations of: Andrew Hunter Elementary School – 430, Hillcrest (Barrie) Public School – 570, and Portage View Public School – 575. This allows for teachers of like grades to plan and deliver program, resulting in the greater ability to meet the needs of all students from Junior Kindergarten to grade 8.
- (c) Staffing: The professional learning communities among teachers of like grades becomes easier and allows the ability to plan lessons together and share resources in a collaborative manner. Student population greater than 450 would provide more teacher-librarian time for lessons and research periods. This enrolment supports the allocation of a vice-principal and sufficient secretarial staff.
- (d) Full Day Four and Five (FD45) year old learners: In the fall of 2008, the Ministry of Education announced funding approval to support the future implementation of (FD45). The ARC C review area has been allocated 40 pupil places to accommodate this future initiative. Given this mandate, all projections are based upon all students attending school everyday. Appropriate space allocation for the increased number of junior and senior kindergartens will be incorporated into the renovations of Hillcrest (Barrie) Public School and Portage View Public School.

## 10. Safe, Supportive Environments

A positive, safe learning environment is critical for improved instruction and student learning. Cross-curricular, physical education, technology, arts, literacy, and numeracy programs depend on spaces that encourage exploration, practice, equal opportunity, inquiry-based experiences and flexible groupings. Daily physical education and literacy

and numeracy across the subjects and grades depend on facilities that encourage pride, risk-taking, self-esteem and cooperative learning, in safe, comfortable learning areas. Students with special needs require accessibility without restrictions to their modesty, health and safety, as well as their academic needs. The lack of accessible entrances to levels and floors in a school discourages the involvement of students with special needs. All Public buildings are to become accessible by 2025. To this end the Board strives to adhere to the spirit of the provincial goal by making buildings accessible when major renovations are being undertaken. However, to date there has been no financial recognition supporting this objective. Limited renewal funding has and will continue to be directed towards failing building infrastructure, with only a limited amount available for program space. The renovations at Hillcrest (Barrie) Public School will ensure the school is accessible, thereby making the elementary schools in the core area of Barrie accessible, therefore allowing pupils and or families with special needs to stay in their home school area. This renovation opens the doors to the community at large.

Undersized gym, kitchen and playground spaces reduce the students' opportunity to participate in breakfast programs, physical education, the arts, outdoor fitness, and team sports. The limitations of space and design in the libraries impact on class size capacity for equitable literacy instruction and research opportunities for student assignments.

In addition to positive, safe and supportive learning environments, staff has reviewed each of the schools to determine the upgrades needed to address program and the increased enrolment.

(a) Andrew Hunter Elementary School

The library at Andrew Hunter Elementary School is relatively small to accommodate the program needs of the students. The initial review would have two internal classrooms, renovated to become a staff room, and the current staff room be incorporated into increasing the size of the library.

(b) Hillcrest (Barrie) Public School

The long term projections would require a classroom addition onto Hillcrest (Barrie) Public School. Final numbers of rooms will reflect the revised attendance areas. Kindergarten rooms will to be reviewed to meet the FD45 funding. Accessibility will be addressed. Parking, student drop off and pick up, staff room, office, building upgrades and renewal needs will be reviewed and addressed as budget allows.

(c) Portage View Public School

The long term projections would require a classroom addition onto Portage View Public School. Final numbers will reflect the revised attendance areas. Kindergarten rooms will be reviewed to meet the FD45 funding. A new *gymnasium is required to accommodate the increase in number of students.* The former gymnasium would be retrofitted into a new library. Program space for special education needs will be upgraded. The office will be relocated to the front of the school for the purposes of supervision. A possibility of a childcare centre

will be reviewed with an operator and the community. Renewal needs will be reviewed and addressed as budget allows.

## 11. Other Factors

### (a) Walk Zones and Transportation

Currently, there are a substantial number of pupils being transported within this review area. Andrew Hunter Elementary School and Portage View Public School were initially constructed to maximize walking populations. However, the decline in walking area enrolment provides opportunity to extend the walk attendance areas, within the Board walk zones. The changes to attendance areas will result in giving the approximately 253 students currently being transported to Hillcrest (Barrie) Public School, the ability to walk to Andrew Hunter Elementary School and Portage View Public School.

The closing of Prince of Wales Public School, will see approximately 78 students who currently walk, bused to Hillcrest (Barrie) Public School.

This reduces busing and would result in an estimated annual transportation savings of approximately \$64,124.

Societal concerns about increased childhood obesity and reducing the carbon footprint were a priority of the ARC. Staff's main goal was to maximize the school's walk zones. The proposed attendance areas satisfy this goal. This will also provide for greater school community cohesiveness and the concept of neighbourhood schools. All walkers would fall within the current 1.6 km Board policy walking zone. Busing for special education students will not be affected.

### (b) Financial Analysis

Through the initial review of all the schools across the province conducted over the years 2003 to 2005, the Ministry of Education identified Prince of Wales Public School as Prohibitive to Repair (PTR) and deemed it to have an OTG of zero. The Ministry of Education allocated PTR funding in the amount of \$5,604,340 to accommodate 348 pupil places, which was the capacity of the school, at that time.

The Ministry of Education has allocated one-time capital funding to support smaller Primary Class Sizes (PCS). This funding is to facilitate the construction of additional classroom space to accommodate the provincially mandated smaller primary class sizes. PCS funding in the amount of \$1,479,142 (92 pupil places) may be utilized at Portage View Public School and/or Hillcrest (Barrie) Public School.

In the fall of 2008, the Ministry of Education announced funding approval to support the future implementation of Full Day 4 and 5 year old learners (FD45).

The ARC C review area has been allocated \$689,270 (40 pupil places) to accommodate this future initiative. At the same time, the Ministry announced a 7 percent increase to its capital funding benchmark (construction benchmark) resulting in a \$392,304 allocation to this review area.

In total, the ARC C review area has received Ministry funding approval in the total amount of \$8,165,054. A breakdown is as follows:

PTR Funding	\$5,604,340
PCS Funding	1,479,140
FD45 Funding	689,270
Construction Benchmark Increase	<u>392,304</u>
	<u>\$8,165,054</u>

After reviewing the ARC's recommendations, staff recommend that Prince of Wales Public School be closed and the students in the review area be accommodated at Hillcrest (Barrie) Public School, Portage View Public School and Andrew Hunter Elementary School. The available funding could potentially be distributed as follows:

(i) Hillcrest (Barrie) Public School

Ministry funding will support renovations, accessibilities requirements and an addition to the existing school. PTR funding from Prince of Wales Public School would follow the school's 2008 204 pupil place student population resulting in \$3.3 million of the available funding.

(ii) Portage View Public School

Ministry funding will facilitate renovation and addition to the existing facility. The remaining PTR allocation from Prince of Wales Public School (\$2.3 million) be utilized along with PCS funding (\$1.5 million) and the newly announced FD45 funding (\$0.7 million) for a total of \$4.5 million of the available funding.

(iii) Andrew Hunter Elementary School

Ministry funding will facilitate a small renovation funded by the recently announced increase to the Ministry of Education's construction benchmark. The allocated funding to this project is \$400,000.

All funding allocations are subject to Simcoe County District School Board approval and final Ministry of Education approval.

## 12. **Childcare Programs**

There are no childcare facilities for before and after school care in the schools within the ARC review area. The YMCA is willing to assess the needs of the community to determine if there is any potential childcare partnership potential. Further, the YMCA at will also complete a needs assessment for before and after school childcare, with a focus on piloting the leadership program at Hillcrest (Barrie) Public School and Warnica Public School for the EFSL communities.

## 13. **Transition Teams**

A transition team comprised of students, parents, teachers, and administrators from the receiving school(s) be established. This team will plan the transition activities and supports for students and their families, and will include invitations to ARC members.

## **RECOMMENDATIONS**

That the Facility Standing Committee recommend that the Board approve the following staff recommendations, as set out in Report No. FAC-D-1, Accommodation Review Committee C – Andrew Hunter Elementary School, Hillcrest (Barrie) Public School, Portage View Public School, Prince of Wales Public School and Warnica Public School, dated March 24, 2009.

1. That the Facility Standing Committee recommend that the Board approve closure of Prince of Wales Public School, as set out in Report No. FAC-D-1, Accommodation Review Committee C – Andrew Hunter Elementary School, Hillcrest (Barrie) Public School, Portage View Public School, Prince of Wales Public School and Warnica Public School, dated March 24, 2009.
2. That the Facility Standing Committee recommend that the Board approve the following recommendations, subject to Prince of Wales Public School closing, as set out in Report No. FAC-D-1, Accommodation Review Committee C – Andrew Hunter Elementary School, Hillcrest (Barrie) Public School, Portage View Public School, Prince of Wales Public School and Warnica Public School, dated March 24, 2009.
  - a) that additions and renovations take place at Hillcrest (Barrie) Public School. The additions and renovations will include upgrades to program space, such as classrooms, as well as the office, staff room and building renewal as funding permits,
  - b) that the historical features of Prince of Wales Public School be reflected in the renovation of Hillcrest (Barrie) Public School;
  - c) that additions and renovations take place at Portage View Public School to include upgrades to program space, such as classrooms as well as office, gymnasium, library, staff room, and building renewal as funding permits;
  - d) that renovations take place at Andrew Hunter Elementary School to include upgrades to expand the library, from the existing staffroom, and converting two internal classrooms into a staffroom and building renewal as funding permits;
  - e) that the additions and renovations incorporate Full Day 4 and 5 year old learners program space into the schools, as funding permits;
  - f) that Hillcrest (Barrie) Public School is brought up to current accessibility standards.
3. That the Facility Standing Committee recommend that the Board approve the following recommendations, subject to Prince of Wales Public School closing, as set out in Report No. FAC-D-1, Accommodation Review Committee C – Andrew Hunter Elementary School, Hillcrest (Barrie) Public School, Portage View Public School, Prince of Wales Public School and Warnica Public School, dated March 24, 2009.
  - a) that the attendance area of Andrew Hunter Elementary School, as set out in APPENDIX 4, be approved;
  - b) that the walk zone of Andrew Hunter Elementary School, as set out in APPENDIX 5, be approved
  - c) that the attendance area of Hillcrest (Barrie) Public School, as set out in APPENDIX 6, be approved;
  - d) that the walk zone of Hillcrest (Barrie) Public School, as set out in APPENDIX 7, be approved;
  - e) that the attendance area of Portage View Public School, as set out in APPENDIX 8 and 8-2, be approved;

- f) that the walk zone of Portage View Public School, as set out in APPENDIX 9, be approved as set out in Report No. FAC-D-1 – Andrew Hunter Elementary School, Hillcrest (Barrie) Public School, Portage View Public School, Prince of Wales Public School and Warnica Public School, dated March 24, 2009.
4. That the Facility Standing Committee recommend that the Board approve the transition of students occur when classrooms are ready for occupancy (Target date: Fall 2010), as set out in Report No. FAC-D-1, Accommodation Review Committee C – Andrew Hunter Elementary School, Hillcrest (Barrie) Public School, Portage View Public School, Prince of Wales Public School and Warnica Public School, dated March 24, 2009.
5. That the Facility Standing Committee recommend that the Board permit the following recommendation, as set out in Report No. FAC-D-1, Accommodation Review Committee C – Andrew Hunter Elementary School, Hillcrest (Barrie) Public School, Portage View Public School, Prince of Wales Public School and Warnica Public School, dated March 24, 2009.
- a) that staff determine the fiscal and program feasibility of incorporating a childcare centre in the renovation of Hillcrest (Barrie) Public School;
  - b) that staff determine the fiscal and program feasibility of incorporating a childcare centre in the renovation of Portage View Public School.
6. That the Facility Standing Committee recommend that the Board approve the following recommendation, as set out in Report No. FAC-D-1, Accommodation Review Committee C – Andrew Hunter Elementary School, Hillcrest (Barrie) Public School, Portage View Public School, Prince of Wales Public School and Warnica Public School, dated March 24, 2009.
- a) that a Student Leadership program implementation be explored at Hillcrest (Barrie) Public School for before and after school care;
  - b) that a Student Leadership program implementation be explored at Portage View Public School for before and after school care.

**Respectfully submitted by:**

Lou Brandes  
Associate Director,  
Superintendent of Facility Services

**Approved for submission by:**

Gord Campbell  
Director of Education

March 24, 2009

2010 ADE PROJECTIONS

		JK	SJ	Gr 1	Gr 2	Gr 3	Gr 4	Gr 5	Gr 6	Gr 7	Gr 8	SE	Total	FTE
Andrew Hunter E.S.	2003	36	42	44	51	49	47	47	56	69	53	24	515	476
Andrew Hunter E.S.	2004	37	36	42	48	54	40	51	45	71	58	26	508	471
Andrew Hunter E.S.	2006	37	35	37	38	47	55	37	48	55	70	25	481	445
Andrew Hunter E.S.	2008	29	40	38	32	37	43	46	38	40	39	27	407	373
Andrew Hunter E.S.	2007	25	34	43	36	32	38	31	40	37	39	29	381	352
Andrew Hunter E.S.	2008	28	26	29	35	28	33	30	32	38	34	31	344	317
Andrew Hunter E.S.														
Andrew Hunter E.S.	2009	25	29	27	29	35	28	30	30	33	37	29	332	305
Andrew Hunter E.S.	2010	28	27	31	26	29	35	25	31	29	32	29	322	294
Andrew Hunter E.S.	2011	28	30	29	30	26	29	31	26	30	26	29	316	287
Andrew Hunter E.S.	2012	28	30	32	28	30	28	27	32	25	29	29	316	287
Andrew Hunter E.S.	2013	28	30	32	31	28	30	24	27	31	24	29	314	285
Andrew Hunter E.S.	2014	28	30	32	31	31	28	27	25	26	30	29	317	288
Andrew Hunter E.S.	2015	28	30	32	31	31	31	25	28	24	26	29	315	285
Andrew Hunter E.S.	2016	28	30	32	31	31	31	29	26	27	23	29	318	287
Andrew Hunter E.S.	2017	28	30	32	31	31	31	28	29	25	26	29	320	291
Andrew Hunter E.S.	2018	28	30	32	31	31	31	28	29	28	25	29	321	292

Andrew Hunter E.S. MRC 461

Andrew Hunter E.S. Special Program DS, ASD/PDD, MSY

		JK	SJ	Gr 1	Gr 2	Gr 3	Gr 4	Gr 5	Gr 6	Gr 7	Gr 8	SE	Total	FTE
Hillcrest P.S.	2003	58	64	66	69	64	60	62	64	59	52	10	627	566
Hillcrest P.S.	2004	62	61	67	60	71	57	54	70	58	59	11	627	565
Hillcrest P.S.	2006	59	64	62	55	62	66	51	53	63	59	13	607	545
Hillcrest P.S.	2008	61	66	59	63	53	58	57	53	49	65	13	594	530
Hillcrest P.S.	2007	61	65	58	58	62	51	60	57	52	52	9	603	530
Hillcrest P.S.	2008	62	67	63	58	53	57	44	53	56	49	9	591	517
Hillcrest P.S.														
Hillcrest P.S.	2009	58	67	68	63	58	51	59	43	52	57	9	605	543
Hillcrest P.S.	2010	65	63	66	66	62	55	53	59	43	53	9	618	552
Hillcrest P.S.	2011	65	70	62	66	67	59	57	53	59	43	9	631	583
Hillcrest P.S.	2012	65	70	69	63	66	63	61	57	52	59	9	654	566
Hillcrest P.S.	2013	65	70	70	70	62	63	66	61	57	53	9	664	597
Hillcrest P.S.	2014	65	70	70	70	69	59	65	66	60	57	9	680	612
Hillcrest P.S.	2015	65	70	70	70	69	66	61	65	65	61	9	690	623
Hillcrest P.S.	2016	65	70	70	70	69	66	66	61	64	66	9	698	630
Hillcrest P.S.	2017	65	70	70	70	69	66	68	68	60	65	9	680	612
Hillcrest P.S.	2018	65	70	70	70	69	66	68	68	67	61	9	683	615

Hillcrest P.S. MRC 368

		JK	SJ	Gr 1	Gr 2	Gr 3	Gr 4	Gr 5	Gr 6	Gr 7	Gr 8	SE	Total	FTE
Portage View P.S.	2003	38	41	39	40	42	42	42	48	51	59	23	482	423
Portage View P.S.	2004	34	44	47	35	47	40	38	50	50	57	22	462	423
Portage View P.S.	2006	37	35	41	43	30	48	42	36	51	47	23	431	396
Portage View P.S.	2008	33	42	33	43	40	29	49	48	42	58	24	441	403
Portage View P.S.	2007	24	32	36	41	44	44	30	47	44	38	27	405	377
Portage View P.S.	2008	32	35	36	37	40	46	43	31	50	44	26	420	387
Portage View P.S.														
Portage View P.S.	2009	25	34	36	36	36	40	46	44	31	48	26	404	375
Portage View P.S.	2010	25	29	35	39	36	39	40	48	46	32	26	395	368
Portage View P.S.	2011	25	30	31	36	39	37	39	42	49	46	26	402	375
Portage View P.S.	2012	25	31	31	33	36	40	37	41	43	50	26	395	368
Portage View P.S.	2013	25	29	32	33	33	39	41	39	43	44	26	383	356
Portage View P.S.	2014	25	30	30	34	33	34	40	42	40	43	26	377	350
Portage View P.S.	2015	25	30	31	33	34	34	34	41	44	41	26	372	345
Portage View P.S.	2016	25	30	31	33	33	36	34	35	43	44	26	389	342
Portage View P.S.	2017	25	30	31	33	33	34	35	36	37	43	26	382	335
Portage View P.S.	2018	25	30	31	33	33	34	34	37	37	37	26	357	329

Portage View P.S. MRC 320

Portage View P.S. Special Program DS

		JK	SJ	Gr 1	Gr 2	Gr 3	Gr 4	Gr 5	Gr 6	Gr 7	Gr 8	SE	Total	FTE
Prince of Wales P.S.	2003	17	21	18	18	22	21	48	49	49	50	4	314	296
Prince of Wales P.S.	2004	15	21	17	19	22	17	47	45	52	47	4	304	286
Prince of Wales P.S.	2005	8	13	16	14	18	23	43	42	43	49	7	273	263
Prince of Wales P.S.	2006	13	13	13	16	12	14	51	39	38	50	5	281	249
Prince of Wales P.S.	2007	6	12	11	12	10	13	33	43	40	42	5	225	216
Prince of Wales P.S.	2008	13	9	12	12	10	9	28	33	41	35	2	204	193
Prince of Wales P.S.														
Prince of Wales P.S.	2009	10	15	8	12	11	10	28	28	32	41	2	197	186
Prince of Wales P.S.	2010	10	12	14	8	11	11	30	27	27	33	0	163	172
Prince of Wales P.S.	2011	10	12	11	14	7	11	34	29	26	27	0	182	171
Prince of Wales P.S.	2012	10	12	11	11	13	7	33	33	28	28	0	185	174
Prince of Wales P.S.	2013	10	12	12	11	10	13	22	32	32	28	0	182	172
Prince of Wales P.S.	2014	10	12	11	12	10	10	40	21	31	32	0	190	179
Prince of Wales P.S.	2015	10	12	11	11	10	11	31	38	21	32	0	187	178
Prince of Wales P.S.	2016	10	12	11	11	10	11	32	30	37	21	0	185	174
Prince of Wales P.S.	2017	10	12	11	11	10	10	32	30	29	38	0	194	184
Prince of Wales P.S.	2018	10	12	11	11	10	10	31	31	30	30	0	186	175
Prince of Wales P.S.	EFSL 2009							19	19	27	27		32	

Prince of Wales P.S. MRC 0 (206)

Prince of Wales P.S. Special Program EFSL

2010 ADE PROJECTIONS - REVISED FOR NEW ATTENDANCE BOUNDARIES 2010

		JK	SK	GR 1	GR2	GR 3	GR 4	GR 5	GR 6	GR 7	GR 8	SE	Total	FTE
Andrew Hunter E.S.	2003	36	42	44	51	49	47	47	56	69	53	24	515	476
Andrew Hunter E.S.	2004	37	36	42	48	54	40	51	45	71	58	28	508	471
Andrew Hunter E.S.	2005	37	35	37	38	47	55	37	48	55	70	25	481	445
Andrew Hunter E.S.	2006	29	40	38	32	37	43	46	38	40	39	27	407	373
Andrew Hunter E.S.	2007	25	34	43	35	32	38	31	40	37	39	29	381	352
Andrew Hunter E.S.	2008	26	26	29	35	28	33	30	32	38	34	31	344	317
Andrew Hunter E.S.														
Andrew Hunter E.S.	2009	25	29	27	29	35	28	30	30	33	37	29	332	305
Andrew Hunter E.S.	2010	39	43	31	44	43	48	43	43	52	47	29	462	421
Andrew Hunter E.S.	2011	37	43	45	30	44	43	44	43	41	50	29	450	410
Andrew Hunter E.S.	2012	35	40	44	44	30	44	41	44	42	40	29	433	395
Andrew Hunter E.S.	2013	37	38	41	44	44	30	41	41	43	40	29	428	390
Andrew Hunter E.S.	2014	37	40	39	41	43	44	28	42	39	41	29	423	384
Andrew Hunter E.S.	2015	37	40	41	38	40	43	41	28	40	37	29	416	378
Andrew Hunter E.S.	2016	37	40	42	41	38	40	40	41	27	38	29	414	376
Andrew Hunter E.S.	2017	37	40	41	41	41	38	38	41	40	28	29	411	373
Andrew Hunter E.S.	2018	37	40	41	41	41	41	36	38	39	38	29	420	382

Andrew Hunter E.S. MRC 461

Andrew Hunter E.S. Special Program DS, ASD/PDD, MSY

		JK	SK	GR 1	GR2	GR 3	GR 4	GR 5	GR 6	GR 7	GR 8	SE	Total	FTE
Hillcrest P.S.	2003	58	64	66	69	64	60	62	64	59	52	10	627	566
Hillcrest P.S.	2004	62	61	67	60	71	57	54	70	58	59	11	627	565
Hillcrest P.S.	2005	59	64	62	55	62	68	51	53	63	59	13	607	545
Hillcrest P.S.	2006	61	66	59	83	53	58	57	53	49	65	13	594	530
Hillcrest P.S.	2007	61	65	58	58	62	51	60	57	52	52	9	603	530
Hillcrest P.S.	2008	62	67	63	58	53	57	44	53	56	49	9	591	517
Hillcrest P.S.														
Hillcrest P.S.	2009	58	67	68	63	58	51	59	43	52	57	9	605	543
Hillcrest P.S.	2010	50	62	45	45	49	48	62	70	73	68	9	581	525
Hillcrest P.S.	2011	48	54	60	45	44	48	67	61	69	73	9	577	526
Hillcrest P.S.	2012	48	52	52	61	44	42	65	66	60	68	9	567	517
Hillcrest P.S.	2013	47	52	50	53	59	42	58	64	65	60	9	560	510
Hillcrest P.S.	2014	47	51	50	51	51	56	59	57	63	65	9	559	510
Hillcrest P.S.	2015	47	51	49	50	49	49	79	57	56	63	9	559	511
Hillcrest P.S.	2016	48	51	49	49	49	47	66	77	57	57	9	560	511
Hillcrest P.S.	2017	48	52	49	49	48	47	65	67	76	57	9	587	517
Hillcrest P.S.	2018	48	52	50	49	48	46	65	64	66	76	9	573	524

Hillcrest P.S. MRC 368

Special Program EFSL

		JK	SK	GR 1	GR2	GR 3	GR 4	GR 5	GR 6	GR 7	GR 8	SE	Total	FTE
Portage View P.S.	2003	38	41	39	40	42	42	42	48	51	59	23	482	423
Portage View P.S.	2004	34	44	47	35	47	40	38	50	50	57	22	482	423
Portage View P.S.	2005	37	35	41	43	30	48	42	36	51	47	23	431	395
Portage View P.S.	2006	33	42	33	43	40	29	49	48	42	58	24	441	403
Portage View P.S.	2007	24	32	36	41	44	44	30	47	44	38	27	405	377
Portage View P.S.	2008	32	35	36	37	40	46	43	31	50	44	26	420	387
Portage View P.S.														
Portage View P.S.	2009	25	34	36	36	38	40	46	44	31	48	26	404	375
Portage View P.S.	2010	50	51	59	53	42	52	47	46	67	57	26	550	500
Portage View P.S.	2011	47	53	54	64	53	44	52	48	51	66	26	558	508
Portage View P.S.	2012	47	49	55	56	64	55	44	54	55	51	26	558	510
Portage View P.S.	2013	45	50	51	58	56	66	55	45	64	56	26	573	525
Portage View P.S.	2014	45	47	52	53	58	58	66	57	55	64	26	582	536
Portage View P.S.	2015	45	47	49	54	54	60	59	66	69	55	26	585	539
Portage View P.S.	2016	45	47	49	51	55	55	60	60	60	70	26	598	552
Portage View P.S.	2017	45	47	49	51	51	56	55	62	72	81	26	596	550
Portage View P.S.	2018	45	47	49	51	52	53	56	57	74	72	26	583	537

Portage View P.S. MRC 320

Special Program DS


		JK	SK	GR 1	GR2	GR 3	GR 4	GR 5	GR 6	GR 7	GR 8	SE	Total	FTE
Prince of Wales P.S.	2003	17	21	18	18	22	21	48	49	49	50	4	314	295
Prince of Wales P.S.	2004	15	21	17	19	22	17	47	45	52	47	4	304	286
Prince of Wales P.S.	2005	8	13	16	14	18	23	43	42	43	49	7	273	263
Prince of Wales P.S.	2006	13	13	13	16	12	14	51	39	38	50	5	281	249
Prince of Wales P.S.	2007	6	12	11	12	10	13	33	43	40	42	5	225	216
Prince of Wales P.S.	2008	13	9	12	12	10	9	28	33	41	35	2	204	193
Prince of Wales P.S.														
Prince of Wales P.S.	2009	10	15	8	12	11	10	26	28	32	41	2	197	185

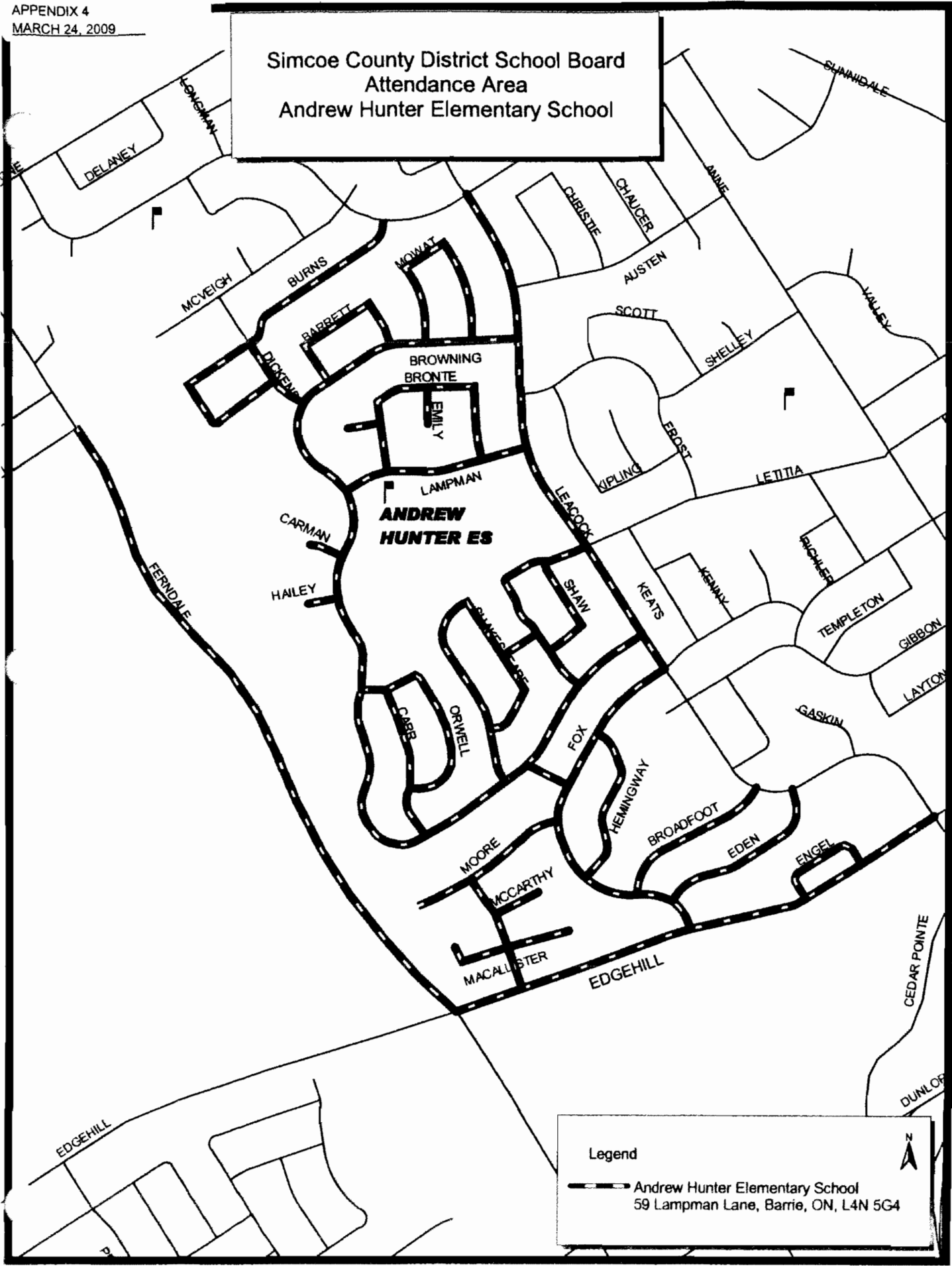
MRC 236

Simcoe County District School Board  
Attendance Area  
Andrew Hunter Elementary School

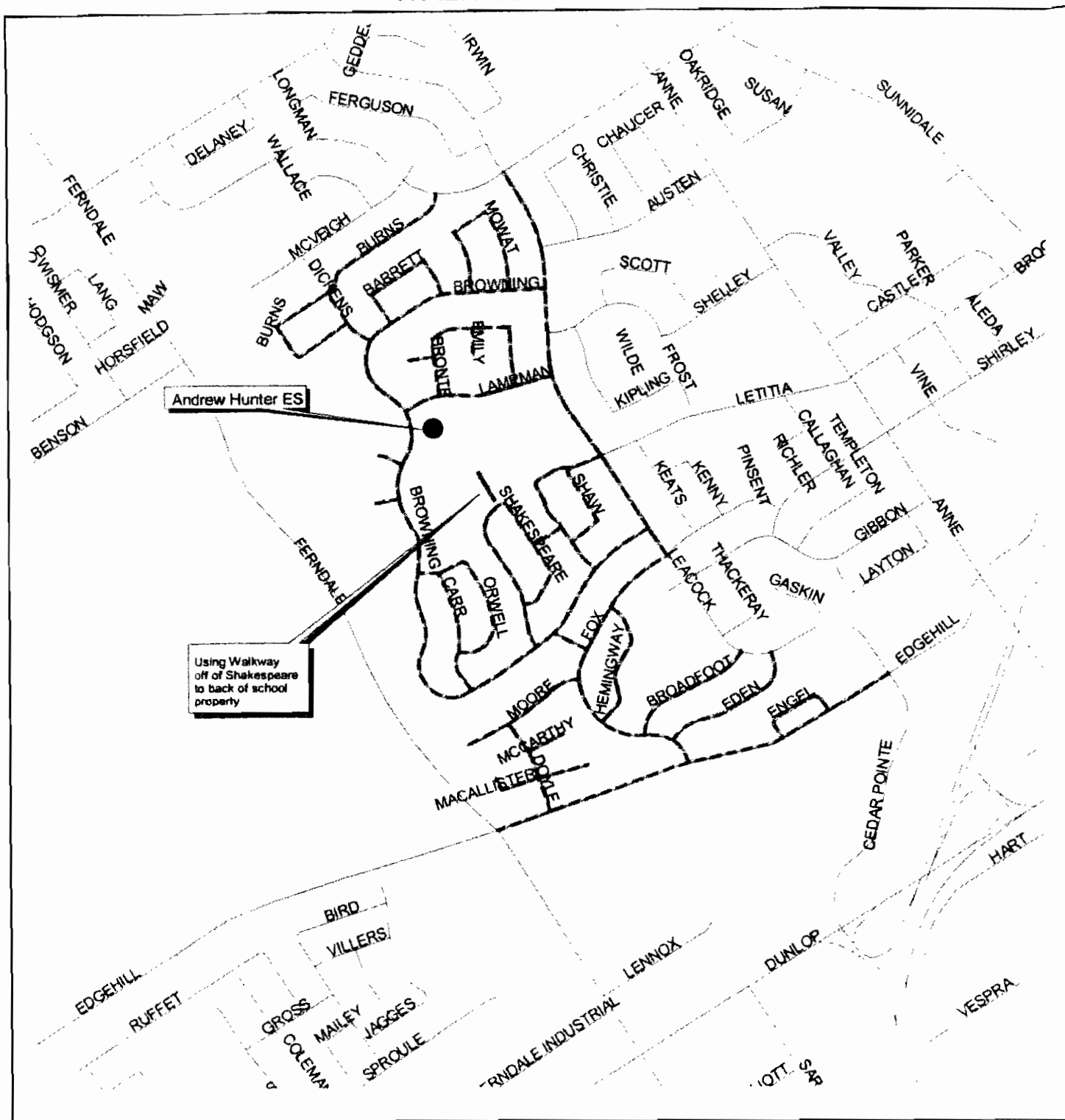
**ANDREW  
HUNTER ES**

Legend

 Andrew Hunter Elementary School  
59 Lampman Lane, Barrie, ON, L4N 5G4



# WALK ZONE MAP



Andrew Hunter ES

Using Walkway  
 off of Shakespeare  
 to back of school  
 property



### Legend

 Anh\_ww2  
 Simslrn

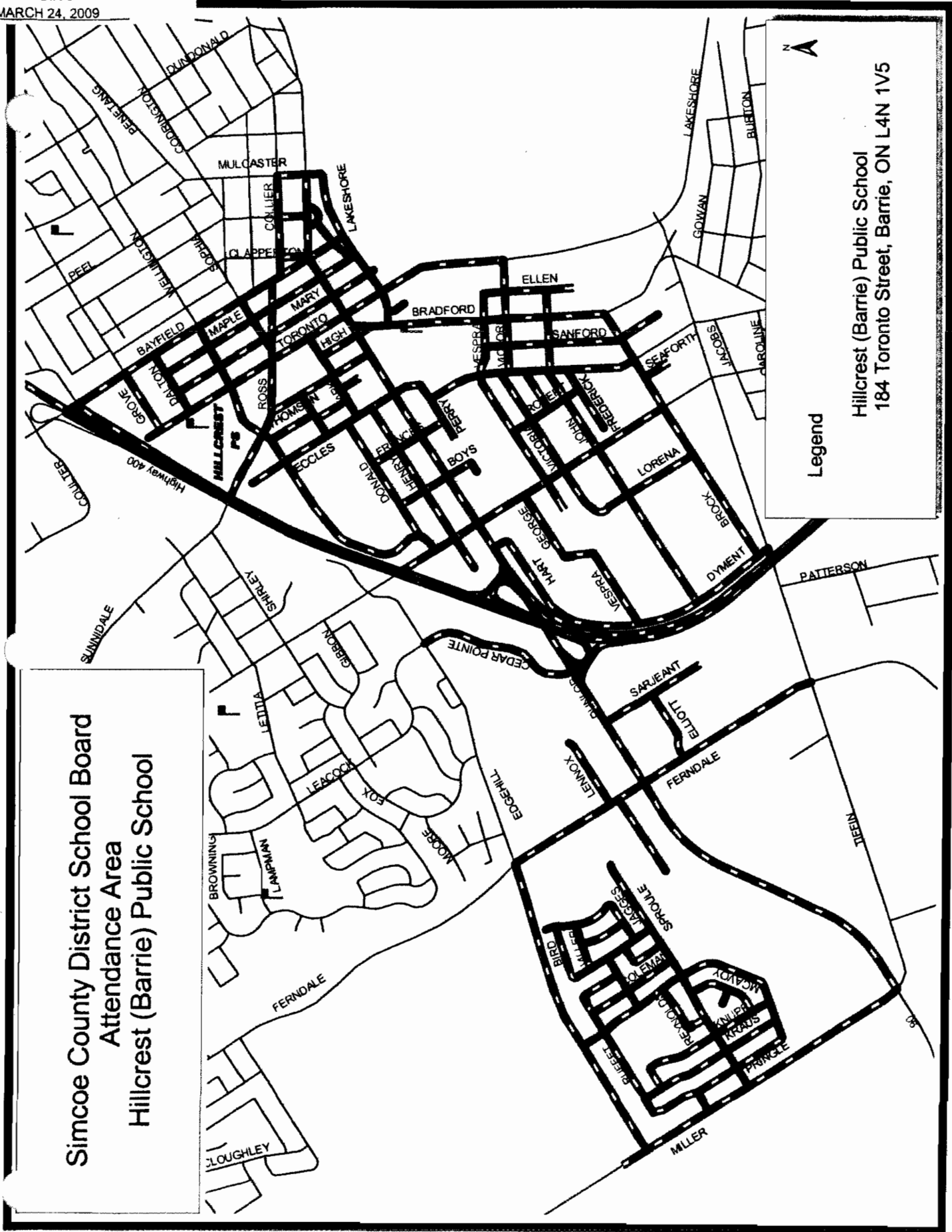


Andrew Hunter ES  
 Using Walkway off of Shakespeare Cres  
 1.6 km Walk Zone

Please confirm with  
 Simcoe County Student  
 Transportation Consortium  
 all walk zone inquiries.



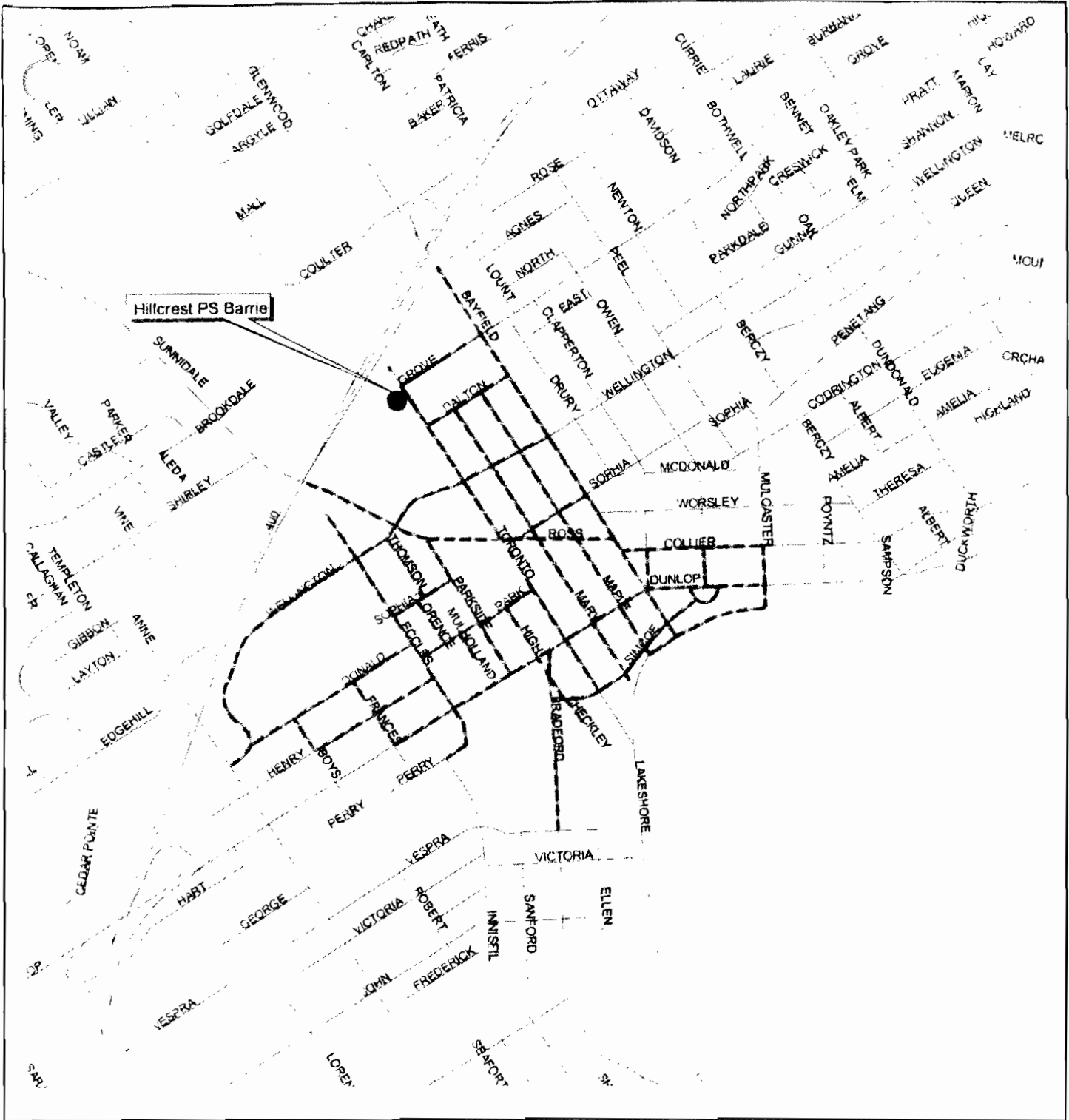
This map, either in whole or in part, may not be reproduced without the express authority from the County of Simcoe. Copyright © Simcoe County. Land Information Network Consortium © LINC 2000. Produced (in part) under license from the Cities of Barrie & Orillia and the Ontario Ministry of Natural Resources. Copyright © Queen's Printer 2000. This map is not a legal document. For more information call (705) 726-3242 or visit www.simcoe.ca.



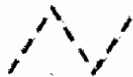
Simcoe County District School Board  
Attendance Area  
Hillcrest (Barrie) Public School

Legend  
Hillcrest (Barrie) Public School  
184 Toronto Street, Barrie, ON L4N 1V5

# WALK ZONE MAP



confirm with  
 Simsbury County Student  
 Transportation Consortium  
 all walk zone inquiries



Legend  
 Hil\_max  
 Simslrn

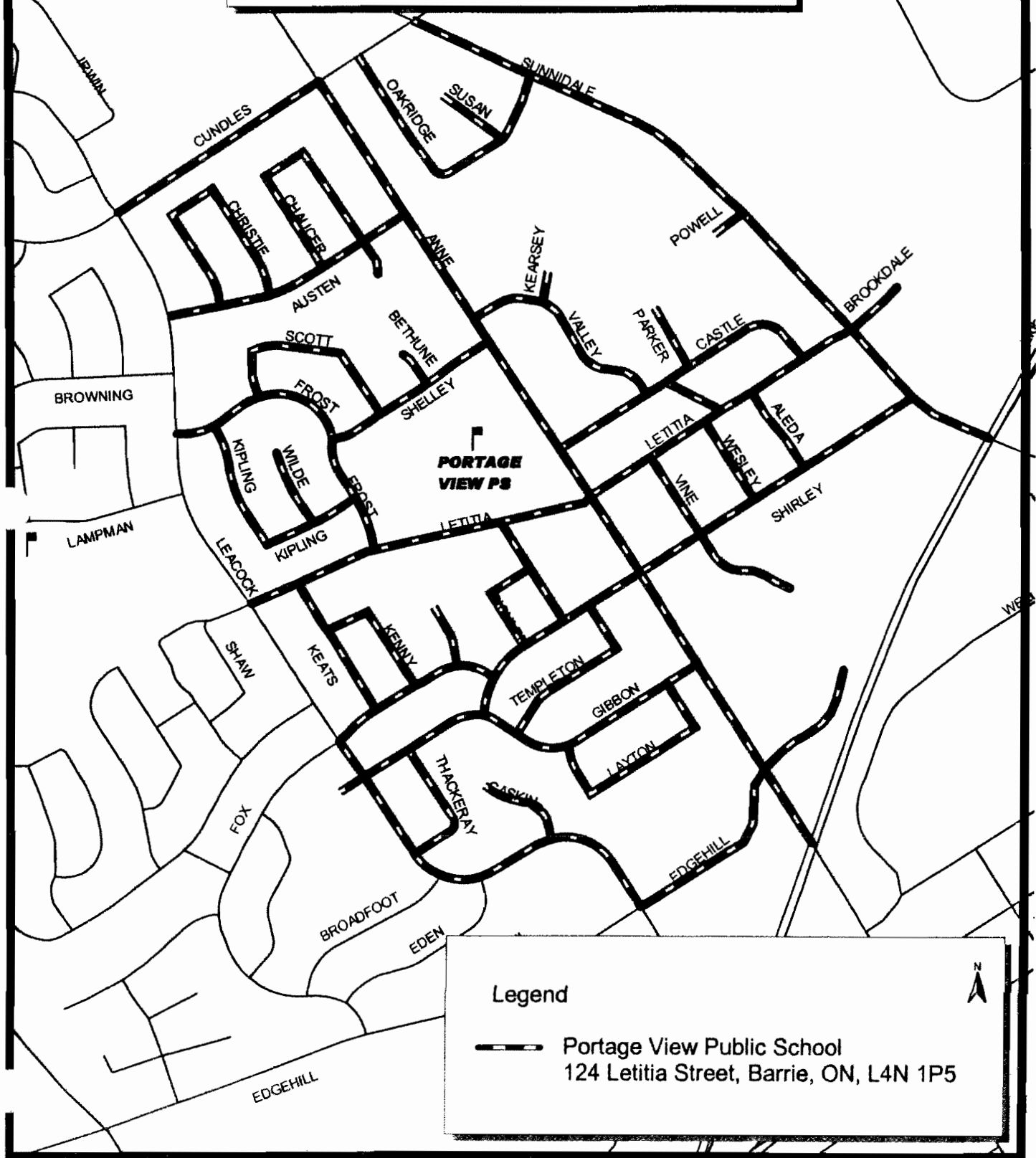


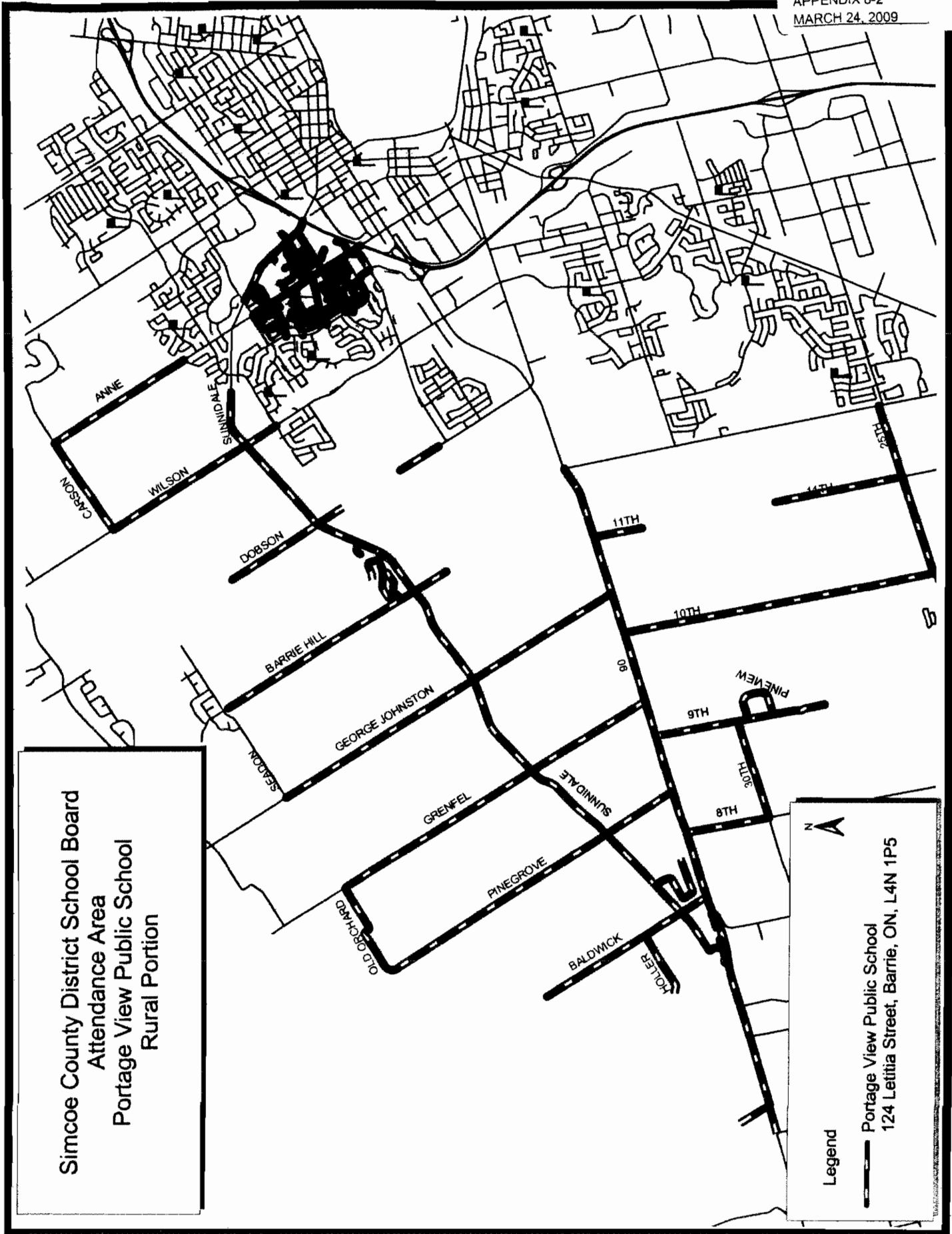
Hillcrest PS Barrie  
 1.6 km Walk Zone



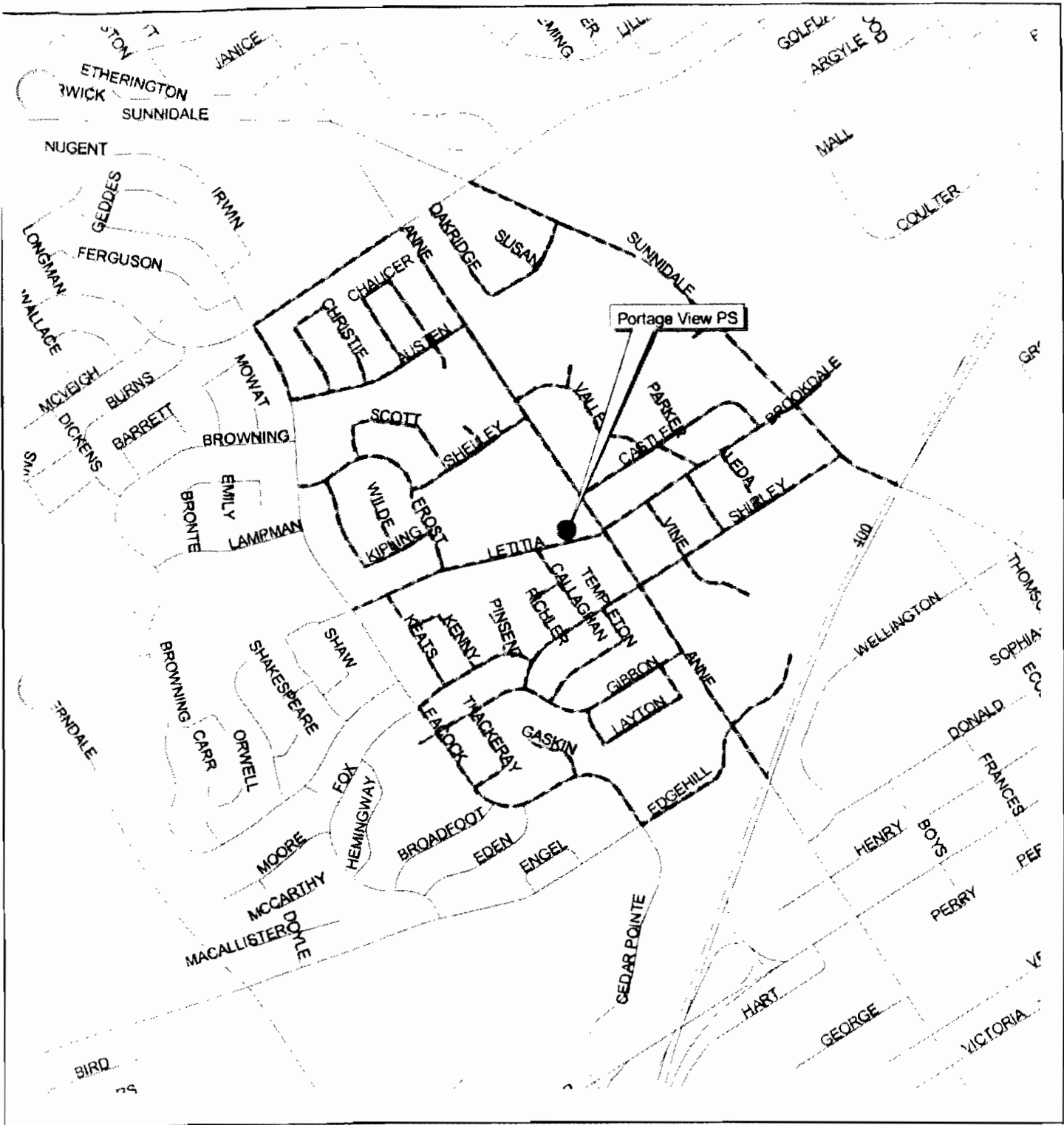
This map, either in whole or in part, may not be reproduced  
 without the written authority from the County of Simsbury.  
 Copyright © Simsbury County of Vermont  
 Land Information Network Corporation © 2009  
 (includes the parts) under license from the  
 United States of America and the National Ministry of Natural Resources  
 Copyright © Queen's Printer 2009  
 This map is not a legal survey. For more information call: Tel: 254-244-1111 or  
 visit www.simsbury.com


Simcoe County District School Board  
Attendance Area  
Portage View Public School





# WALK ZONE MAP






confirm with  
 Simcoe County Student  
 Transportation Consortium  
 for all walk zone inquiries.

Legend

Por\_max  
Simslrn.



Portage View PS  
 1.6 km Walk Zone

This map, either in whole or in part, may not be reproduced without the written authority from the County of Simcoe. Copyright County of Simcoe. Land Information Network Corporation © LINIC 2008. Produced in part under license from the County of Simcoe and the Ontario Ministry of Natural Resources. Copyright © Queen's Printer, 2008. This map is not a legal survey. For more information call 1-800-387-5676 or visit www.linic.ca